



MANDARIN

10881 San Jose Boulevard
 Jacksonville, Florida 32223
 O (904) 880-5522
 F (904) 880-5533



RIVERSIDE

2 Shircliff Way, Suite 510
 Jacksonville, Florida 32204
 Ascension St. Vincent's Riverside, 5th Floor
 O (904) 990-5250
 F (904) 990-5850

Ackerman Cancer Center: Mandarin to Ackerman Cancer Center: Riverside

1. Exit the Mandarin location right and head north on San Jose Blvd (FL-13 N)
2. Turn left at the light onto I-295 North via the ramp to I-95
3. Take exit 5A on the right to merge onto I-95 North toward Downtown Jacksonville
4. Take exit 351A for Park Street toward Forest Street
5. Turn left onto Park Street
6. Turn right onto King Street
7. Turn left onto Riverside Avenue
8. Turn right onto Shircliff Way at the Ascension St. Vincent's hospital campus
9. Park in the parking garage on the left on the 5th floor
10. The Riverside location main entrance will be the doors closest to the river, straight back the hallway, first door on the right

Ackerman Cancer Center: Riverside to Ackerman Cancer Center: Mandarin

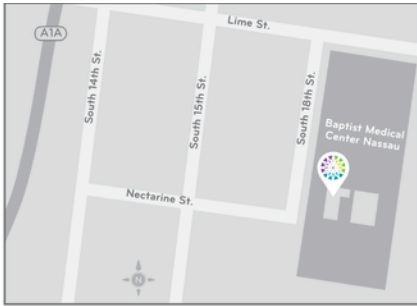
1. Exit the Riverside location and head east on Shircliff Way toward Riverside Avenue
2. Turn left onto Riverside Avenue
3. Turn right onto King Street
4. Turn left onto Park Street
5. Merge onto I-95 South via the ramp to I-10
6. Take exit 337 for I-295 North toward Orange Park
7. Take exit 5B for FL-13 South/San Jose Boulevard
8. Merge onto San Jose Boulevard South
9. Make a U-turn at the light (at the entrance to Walmart)
10. The Mandarin location will be immediately on your right (after the Walmart U-turn)





MANDARIN

10881 San Jose Boulevard
Jacksonville, Florida 32223
O (904) 880-5522
F (904) 880-5533



AMELIA ISLAND

1340 South 18th Street, Suite 103
Amelia Island, Florida 32034
Baptist Medical Center Nassau, Building A
O (904) 277-2700
F (904) 277-2220

Ackerman Cancer Center: Mandarin to Ackerman Cancer Center: Amelia Island

1. Exit the Mandarin location right and head north on San Jose Blvd (FL-13 N)
2. Turn left at the light onto I-295 North via the ramp to I-95
3. Take exit 35B to merge onto I-95 North toward Savannah
4. Continue on I-95 North for approximately 22 miles
5. Take exit 373 for FL-200/FL-A1A toward Callahan/Fernandina Beach/Amelia Island
6. Turn right (east) onto FL-200/FL-A1A E and continue for about 12 miles, crossing the bridge onto Amelia Island
7. Turn right onto S 18th Street, at the Baptist Medical Center Nassau Hospital campus
8. Parking is open to all patients at the first left
9. Ackerman Cancer center is located inside of Medical Office Building A

Ackerman Cancer Center: Amelia Island to Ackerman Cancer Center: Mandarin

1. Head south on S 18th Street toward FL-200/FL-A1A
2. Turn left (west) onto FL-200/FL-A1A and continue off Amelia Island
3. Merge onto I-95 South toward Jacksonville
4. Take exit 337 for I-295 North toward Orange Park
5. At the fork, keep right and merge onto I-295 North
6. Take exit 5B for FL-13 South/San Jose Boulevard
7. Merge onto San Jose Blvd South
8. Make a U-turn at the light (at the entrance to Walmart)
9. The Mandarin location will be immediately on your right (after the Walmart U-turn)



MANDARIN

10881 San Jose Boulevard
 Jacksonville, Florida 32223
 O (904) 880-5522
 F (904) 880-5533



WORLD GOLF VILLAGE

520 West Twincourt Trail, Suite 4 & 5
 St. Augustine, Florida 32095
 O (904) 880-5522
 F (904) 880-5533

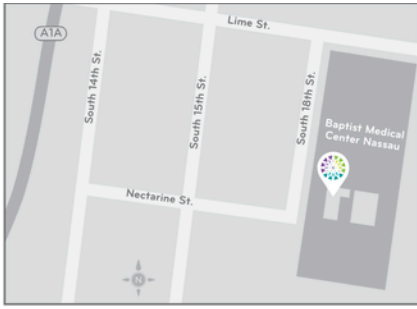
Ackerman Cancer Center: Mandarin to Ackerman Cancer Center: World Golf Village

1. Exit the Mandarin location right and head north on San Jose Blvd (FL-13 N)
2. Merge right onto I-295 South toward St. Augustine
3. Take exit 3B to merge onto I-95 South toward St. Augustine
4. Continue on I-95 South for about 11 miles
5. Take exit 323 for International Golf Parkway
6. Turn left onto International Golf Parkway
7. Turn right onto Central Place Way
8. Take the first right into the parking lot, Ackerman Cancer Center World Golf Village will be at 520 West Twincourt Trail, Suites 4 & 5,

Ackerman Cancer Center: World Golf Village to Ackerman Cancer Center: Mandarin

1. Head east on West Twincourt Trail toward Central Place Way
2. Turn left onto Central Place Way
3. Turn right onto International Golf Parkway
4. Merge onto I-95 North toward Jacksonville
5. Take exit 337 for I-295 North toward Orange Park
6. Merge onto I-295 North
7. Take exit 5B for FL-13 South/San Jose Boulevard
8. Merge onto San Jose Blvd South
9. Make a U-turn at the next light (at the entrance to Walmart)
10. Ackerman Cancer Center Mandarin will be immediately on your right (after the Walmart U turn)





AMELIA ISLAND

1340 South 18th Street, Suite 103

Amelia Island, Florida 32034

Baptist Medical Center Nassau, Building A

O (904) 277-2700

F (904) 277-2220



WORLD GOLF VILLAGE

520 West Twincourt Trail, Suite 4 & 5

St. Augustine, Florida 32095

O (904) 880-5522

F (904) 880-5533

Ackerman Cancer Center: Amelia Island to Ackerman Cancer Center: World Golf Village

1. Head south on S 18th Street toward Sadler Road
2. Turn right onto Sadler Road, then left onto FL-200/A1A S
3. Continue on FL-200/A1A S, crossing the bridge off Amelia Island
4. Merge onto I-95 South toward St. Augustine
5. Take exit 323 for International Golf Parkway
6. Turn right onto International Golf Parkway (heading west)
7. Turn left onto Central Place Way
8. Turn right onto West Twincourt Trail
9. The World Golf Village location will be at 520 West Twincourt Trail, Suites 4 & 5

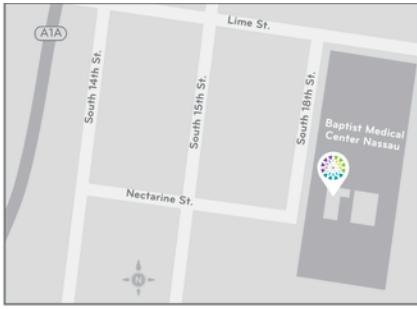
Ackerman Cancer Center: World Golf Village to Ackerman Cancer Center: Amelia Island

- Head east on West Twincourt Trail toward Central Place Way
- Turn right onto Central Place Way
- Turn left onto International Golf Parkway
- Merge onto I-95 North toward Jacksonville
- Take exit 373 for FL-200/FL-A1A toward Callahan/Fernandina Beach/Amelia Island
- Turn right (east) onto FL-200/FL-A1A and continue over the bridge onto Amelia Island
- Turn right onto Sadler Road
- Turn left onto S 18th Street, at the Baptist Medical Center Nassau Hospital campus
- Parking is open to all patients at the first left
- Ackerman Cancer center is located inside of Medical Office Building A

For a more scenic (but slower) alternative, you can take A1A along the coast, which offers ocean views and passes through several beach communities. For the fastest route, stick to I-95.



www.ackermancancercenter.com



AMELIA ISLAND

1340 South 18th Street, Suite 103

Amelia Island, Florida 32034

Baptist Medical Center Nassau, Building A

O (904) 277-2700

F (904) 277-2220



RIVERSIDE

2 Shircliff Way, Suite 510

Jacksonville, Florida 32204

Ascension St. Vincent's Riverside, 5th Floor

O (904) 990-5250

F (904) 990-5850

Ackerman Cancer Center: Amelia Island to Ackerman Cancer Center: Riverside

1. Head south on S 18th Street toward Sadler Road
2. Turn right onto Sadler Road, then left onto FL-200/FL-A1A S
3. Continue on FL-200/FL-A1A, crossing the bridge off Amelia Island
4. Merge onto I-95 South toward Jacksonville
5. Take exit 352A for Forest Street
6. Turn left onto Forest Street
7. Continue straight to stay on Forest Street, which becomes Riverside Avenue
8. Turn right onto King Street
9. Turn left onto St. Vincent's Medical Center campus at Shircliff Way
10. Park in the parking garage on the left on the 5th floor
11. The Riverside location main entrance will be the doors closest to the river, straight back the hallway, first door on the right

Ackerman Cancer Center: Riverside to Ackerman Cancer Center: Amelia Island

1. Exit the St. Vincent's Medical Center campus onto King Street
2. Turn left onto Riverside Avenue, then right onto Forest Street
3. Merge onto I-95 North toward Savannah
4. Take exit 373 for FL-200/FL-A1A toward Callahan/Fernandina Beach/Amelia Island
5. Turn right (east) onto FL-200/FL-A1A and continue over the bridge onto Amelia Island
6. Turn right onto Sadler Road
7. Turn left onto S 18th Street, at the Baptist Medical Center Nassau Hospital campus
8. Parking is open to all patients at the first left
9. Ackerman Cancer center is located inside of Medical Office Building A





RIVERSIDE

2 Shircliff Way, Suite 510
 Jacksonville, Florida 32204
 Ascension St. Vincent's Riverside, 5th Floor
 O (904) 990-5250
 F (904) 990-5850



WORLD GOLF VILLAGE

520 West Twincourt Trail, Suite 4 & 5
 St. Augustine, Florida 32095
 O (904) 880-5522
 F (904) 880-5533

Ackerman Cancer Center: Riverside to Ackerman Cancer Center: World Golf Village

- Exit the Riverside location onto King Street
- Turn left onto Riverside Avenue
- Merge onto I-95 South via the ramp toward St. Augustine
- Continue on I-95 South for approximately 30 miles
- Take exit 323 for International Golf Parkway
- Turn right onto International Golf Parkway (heading west)
- Turn left onto Central Place Way
- Turn right onto West Twincourt Trail
- The World Golf Village location will be at 520 West Twincourt Trail, Suites 4 & 5

Ackerman Cancer Center: World Golf Village to Ackerman Cancer Center: Riverside

- Head east on West Twincourt Trail toward Central Place Way
- Turn right onto Central Place Way
- Turn left onto International Golf Parkway
- Merge onto I-95 North toward Jacksonville
- Take the exit for Forest Street (exit 352A)
- Turn left onto Forest Street, which becomes Riverside Avenue
- Turn right onto King Street
- Turn left onto St. Vincent's Medical Center campus at Shircliff Way
- Proceed to the 5th floor of the parking garage and park toward the left for the closest access to the main entrance.
- The Riverside location's main entrance will be the doors closest to the river, straight back the hallway, first door on the right